


European Cooperation in the field of Scientific and Technical Research




Building Integration of Solar Thermal Systems – TU1205 – BISTS

Solar Heating and Cooling Systems


Presented by: Dr. Georgios Florides

COST is supported by the EU RTD Framework Programme

ESF provides the COST Office through an EC contract



European Cooperation in the field of Scientific and Technical Research



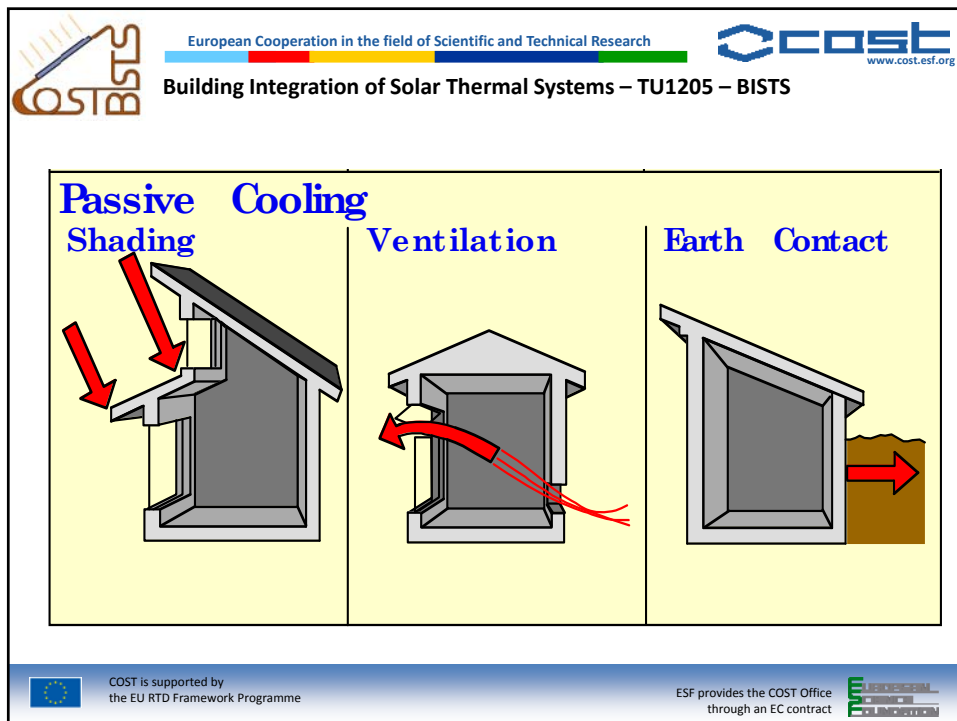
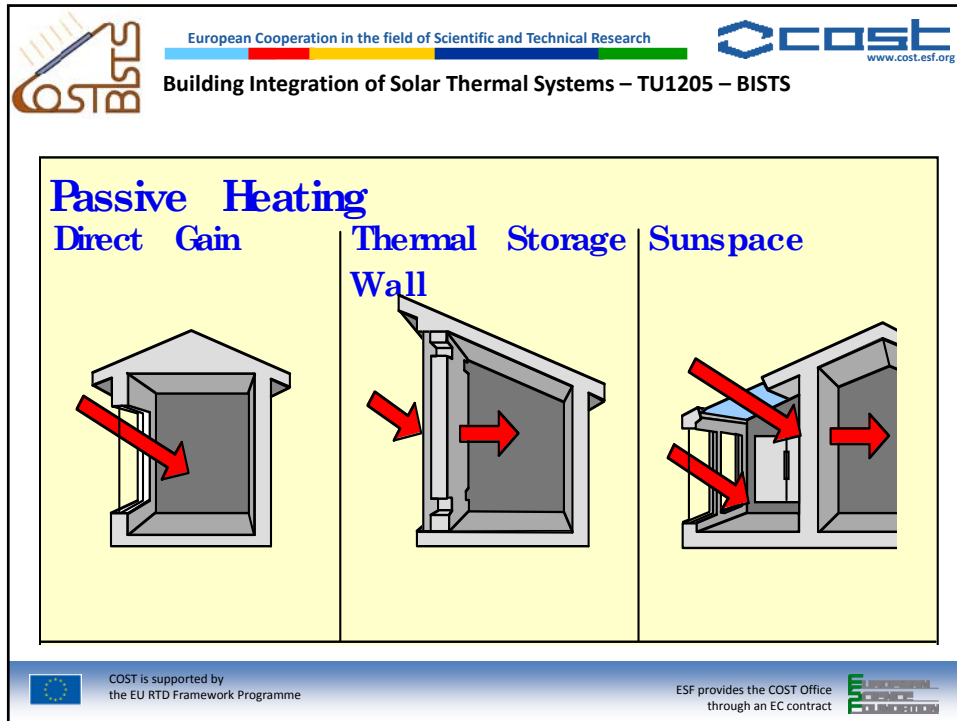
Building Integration of Solar Thermal Systems – TU1205 – BISTS


Solar Space–heating and Cooling

- A solar space –heating and Cooling system can consist of a passive system, an active system, or a combination of both
- Passive Solar Systems use the advantages of the sun in a building and are of Low-technology
- Active Solar Systems use the sun to create hot water, hot air or electricity and are of High-technology


COST is supported by the EU RTD Framework Programme

ESF provides the COST Office through an EC contract






European Cooperation in the field of Scientific and Technical Research



Building Integration of Solar Thermal Systems – TU1205 – BISTS


Systems and Parameters of Passive Solar Air-conditioning


- Direct Gain Systems
- Indirect and Isolated Gain systems
- Building Orientation
- Solar Shading
- Thermal Mass
- Glass Type
- Ventilation
- Room Arrangement
- Daylight




COST is supported by the EU RTD Framework Programme

ESF provides the COST Office through an EC contract






European Cooperation in the field of Scientific and Technical Research




Building Integration of Solar Thermal Systems – TU1205 – BISTS


Direct Gain Systems



Heating
In winter the sun is low






Cooling
In summer the sun moves higher



COST is supported by the EU RTD Framework Programme

ESF provides the COST Office through an EC contract




 European Cooperation in the field of Scientific and Technical Research
 


Building Integration of Solar Thermal Systems – TU1205 – BISTS


Design features



Average Winter Temp.	Latitude			
	36° N	40° N	44° N	48° N
20° F, - 7° C	0.24	0.25	0.29	0.31 w/ night insulation
25° F, - 4° C	0.22	0.23	0.25	0.28 w/ night insulation
30° F, - 1° C	0.19	0.20	0.22	0.24
35° F, 2° C	0.16	0.17	0.19	0.21
40° F, 4° C	0.13	0.14	0.16	0.17
45° F, 7° C	0.10	0.11	0.12	0.13

*clear days in December and January. This can be found online.
From "The Passive Solar Design and Construction Handbook" by Steven Winter Associates

Table applies when the house has the proper thermal mass, in which case the heating savings can be as much as 80%



 COST is supported by the EU RTD Framework Programme

 ESF provides the COST Office through an EC contract
 



 European Cooperation in the field of Scientific and Technical Research
 


Building Integration of Solar Thermal Systems – TU1205 – BISTS



Indirect Gain Systems



- Absorb heat during the day and transfer it slowly into the space during the whole day
- Obstruct daylight and view


 COST is supported by the EU RTD Framework Programme

 ESF provides the COST Office through an EC contract
 


 European Cooperation in the field of Scientific and Technical Research
 
 www.cost.esf.org


Building Integration of Solar Thermal Systems – TU1205 – BISTS


Design features



Area of Thermal Storage Wall per Floor Area

Average Winter Temp.*	Latitude			
	36° N	40° N	44° N	48° N
20° F, - 7° C	0.71	0.75	0.85	0.98 Insul.
25° F, - 4° C	0.59	0.63	0.75	0.84 Insul.
30° F, - 1° C	0.50	0.53	0.60	0.70
35° F, 2° C	0.40	0.43	0.50	0.55
40° F, 4° C	0.32	0.35	0.40	0.44
45° F, 7° C	0.25	0.26	0.30	0.33

*clear days in December and January. This can be found online.
 Insul. = with insulation covering glass at night. Recommended for other locations too.
 From "The Passive Solar Design and Construction Handbook" by Steven Winter Associates


 COST is supported by the EU RTD Framework Programme

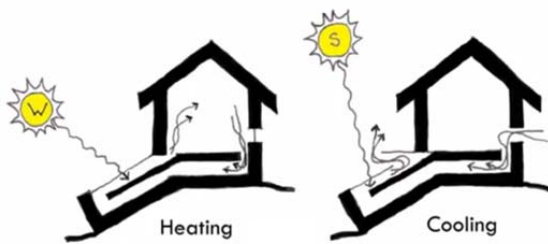
 ESF provides the COST Office through an EC contract
 


 European Cooperation in the field of Scientific and Technical Research
 
 www.cost.esf.org


Building Integration of Solar Thermal Systems – TU1205 – BISTS


Isolated Gain Systems



THERMOSIPHON



- The system uses convection
- Most efficient but expensive system

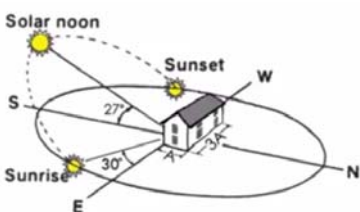

 COST is supported by the EU RTD Framework Programme

 ESF provides the COST Office through an EC contract
 

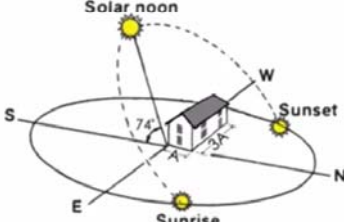

 European Cooperation in the field of Scientific and Technical Research
 
 www.cost.esf.org

Building Integration of Solar Thermal Systems – TU1205 – BISTS

Building Orientation





WINTER SOLSTICE





SUMMER SOLSTICE

To avoid heating in summer: Minimize glass on east and west
 Plant trees on east and west


 COST is supported by the EU RTD Framework Programme

 ESF provides the COST Office through an EC contract
 

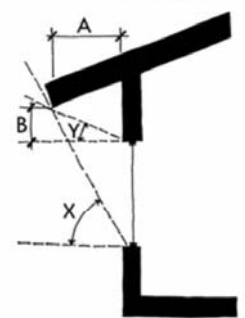

 European Cooperation in the field of Scientific and Technical Research
 
 www.cost.esf.org


Building Integration of Solar Thermal Systems – TU1205 – BISTS


Solar Shading


- Block the high summer sun externally, $X = \text{latitude} + 20^\circ$
- Allow the low winter sun in, $Y > \text{sun angle at solstice}$
- Use roof overhangs, external shutters louvers etc

SOLAR SHADE SIZING





 COST is supported by the EU RTD Framework Programme

 ESF provides the COST Office through an EC contract
 




European Cooperation in the field of Scientific and Technical Research


Building Integration of Solar Thermal Systems – TU1205 – BISTS



Thermal Mass


- Any dense material used inside a building to store heat energy
- Most effective when spread out in walls, located in direct sunlight
- At least 0.3-1 m² of 10cm thick thermal mass per 0.3m² of south glass






COST is supported by the EU RTD Framework Programme


ESF provides the COST Office through an EC contract






European Cooperation in the field of Scientific and Technical Research


Building Integration of Solar Thermal Systems – TU1205 – BISTS



Glass Type


- Use multi-pane glass with U-factor < 0.35 and low-E
- Tune glass to solar orientation. Use low SHGC glass on east and west
- Avoid skylights since the roof is the area of the biggest heat gain in summer



 <p>World's Best Window Co. Millennium 2000+ Vinyl-Clad Wood Frame Double Glazing - Argon Fill - Low-E Product Type: Vertical Slider</p>	
ENERGY PERFORMANCE RATINGS	
U-Factor (U.S./I-P) 0.30	Solar Heat Gain Coefficient 0.30
ADDITIONAL PERFORMANCE RATINGS	
Visible Transmittance 0.51	Air Leakage (U.S./I-P) 0.2
<p>Manufacture requires that these ratings conform to applicable NFRC procedures for determining whole product performance. NFRC ratings are determined for a fixed set of environmental conditions and a specific product use. NFRC does not recommend any product and does not warrant the suitability of any product for any specific use. Consult manufacturer's literature for other product performance information. www.nfrc.org</p>	



COST is supported by the EU RTD Framework Programme

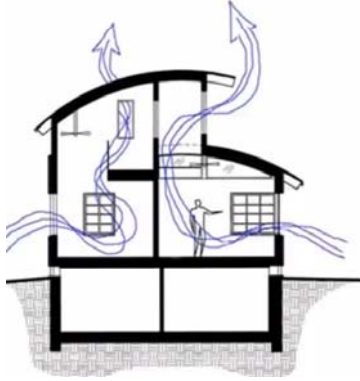
ESF provides the COST Office through an EC contract






 European Cooperation in the field of Scientific and Technical Research
Building Integration of Solar Thermal Systems – TU1205 – BISTS




Ventilation

- In summer use convection to bring in cool night air
- Induce cross ventilation for better mixing
- Use ceiling fans to avoid stratification



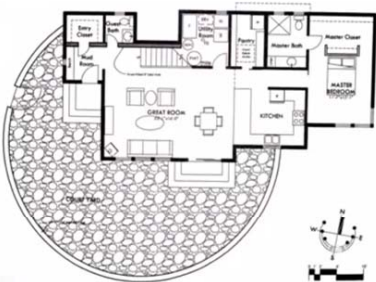
 COST is supported by the EU RTD Framework Programme


 ESF provides the COST Office through an EC contract



 European Cooperation in the field of Scientific and Technical Research
Building Integration of Solar Thermal Systems – TU1205 – BISTS



Room Arrangement

- Frequently used rooms must be located on the south and rooms with low use on the north side
- Use an open floor plan for ventilation and heat comfort and increased day-lighting




 COST is supported by the EU RTD Framework Programme

 ESF provides the COST Office through an EC contract



European Cooperation in the field of Scientific and Technical Research


Building Integration of Solar Thermal Systems – TU1205 – BISTS




www.cost.esf.org

Day Lighting


- Sunlighting promotes health and saves energy
- Bring in light with clearstory windows
- Balance light
- Design circulation areas of rooms next to southern glass
- Avoid skylights





COST is supported by the EU RTD Framework Programme

ESF provides the COST Office through an EC contract





European Cooperation in the field of Scientific and Technical Research

Building Integration of Solar Thermal Systems – TU1205 – BISTS



www.cost.esf.org

Other important strategies

- Use insulation especially on the roof
- Air-seal the building
- Prefer light-coloured roof
- Use high-efficiency appliances and lighting
- Use local and green materials if possible.







COST is supported by the EU RTD Framework Programme

ESF provides the COST Office through an EC contract





European Cooperation in the field of Scientific and Technical Research






Building Integration of Solar Thermal Systems – TU1205 – BISTS

Active solar space heating systems


- Active solar space heating systems consist of collectors that collect and absorb solar radiation combined with electric fans or pumps to transfer and distribute the heat
- Active systems also may have an energy storage system to provide heat when the sun is not shining.

COST is supported by the EU RTD Framework Programme

ESF provides the COST Office through an EC contract

European Cooperation in the field of Scientific and Technical Research





Building Integration of Solar Thermal Systems – TU1205 – BISTS


Basic techniques to provide space heating in cold climates using solar thermal collectors

- Direct Solar Heating
- Water Storage Solar Heating
- High Mass Solar Heating

COST is supported by the EU RTD Framework Programme


ESF provides the COST Office through an EC contract




European Cooperation in the field of Scientific and Technical Research

Building Integration of Solar Thermal Systems – TU1205 – BISTS




Direct Solar Heating


- Direct solar heating systems are the simplest and least expensive solar space heating systems. There is no storage medium for the collected solar energy other than the thermal mass that already exists in the house. On sunny days during the heating season, the heat is simply transferred into the house as it is collected.



COST is supported by the EU RTD Framework Programme


ESF provides the COST Office through an EC contract





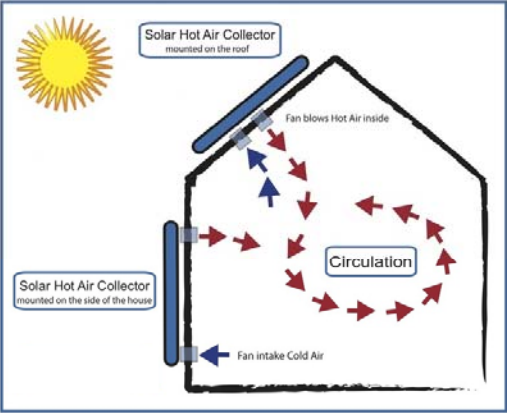
European Cooperation in the field of Scientific and Technical Research


Building Integration of Solar Thermal Systems – TU1205 – BISTS



Space heating-Solar Hot Air Collector


Solar Hot Air Collectors use the power of the sun to generate heat. A powered fan is used to distribute the hot air into the desired area.





COST is supported by the EU RTD Framework Programme

ESF provides the COST Office through an EC contract





European Cooperation in the field of Scientific and Technical Research



Building Integration of Solar Thermal Systems – TU1205 – BISTS

Air collectors - SolarDuct®




SolarDuct is a solar heating system that heats ventilation air before it enters the air handling units. The system uses an all-metal collector panel (transpired solar collector). Perforations in the panels allow the heat that normally collects on a dark surface to be uniformly drawn through the SolarDuct panel and then ducted into the conventional HVAC system.




COST is supported by the EU RTD Framework Programme

ESF provides the COST Office through an EC contract






European Cooperation in the field of Scientific and Technical Research



Building Integration of Solar Thermal Systems – TU1205 – BISTS


Water Storage Solar Heating

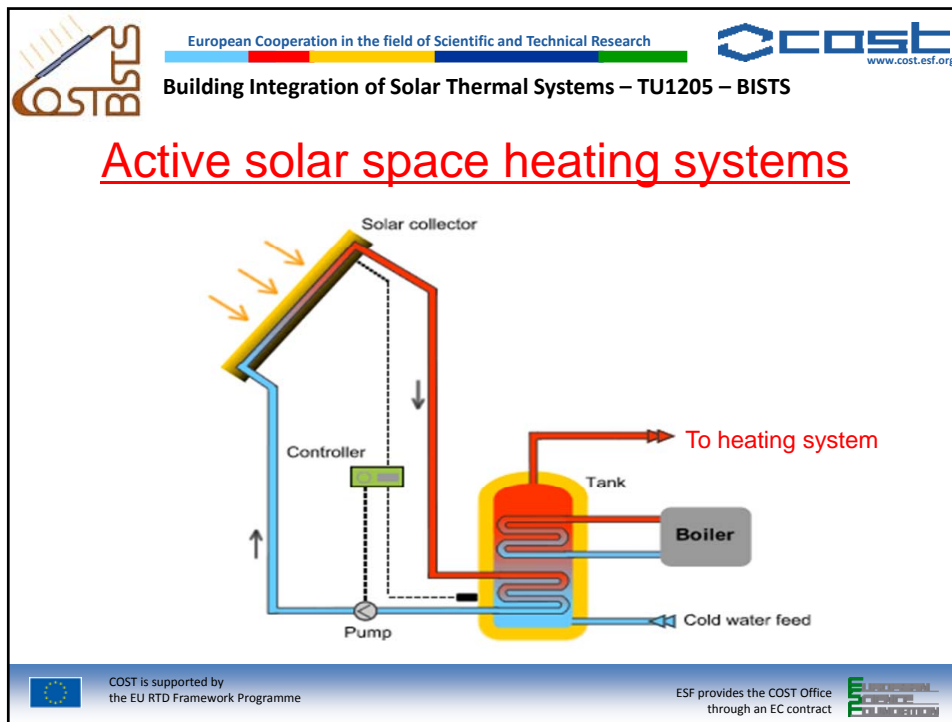
- A water storage solar heating system stores the collected heat in a water tank. After the heat has been delivered to the storage tank, it can be distributed to the building.




COST is supported by the EU RTD Framework Programme


ESF provides the COST Office through an EC contract


















European Cooperation in the field of Scientific and Technical Research



Building Integration of Solar Thermal Systems – TU1205 – BISTS


Solar Collector types

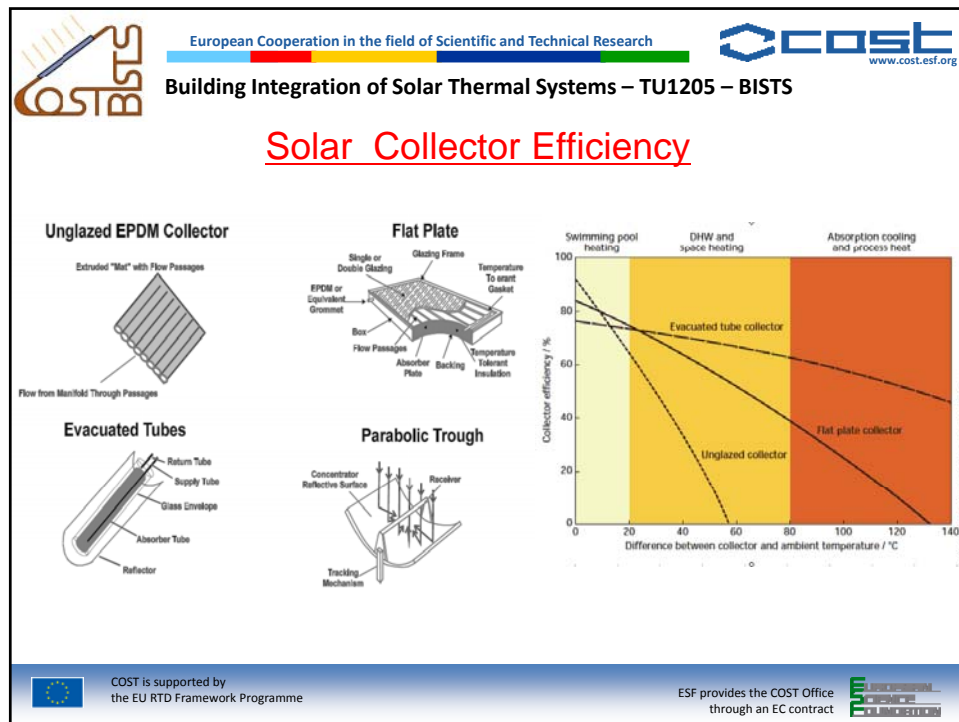
		Collector Type		Concentration Ratio, C_r for Direct Insolation	Indicative Temperature Obtained T (K)
		Name	Schematic Diagram		
Stationary	Non-tracking	Non-convecting Solar Pond		$C \leq 1$	$300 < T < 360$
		Flat-plate Absorber		$C \leq 1$	$300 < T < 350$
		Evacuated Envelope		$C \leq 1$	$320 < T < 460$
	Solar Tracking	Compound Parabolic Reflector		$1 \leq C \leq 5$	$340 < T < 510$
		Parabolic Reflector		$5 \leq C \leq 15$	$340 < T < 560$
		Fresnel Refractor		$15 < C < 40$	$340 < T < 560$
		Cylindrical Refractor		$10 < C < 40$	$340 < T < 540$
		Parabolic Dish Reflector		$10 < C < 50$	$340 < T < 540$
		Spherical Bowl Reflector		$100 < C < 1000$	$340 < T < 1200$
		Heliostat Field		$100 < C < 300$	$340 < T < 1000$
				$100 < C < 1500$	$400 < T < 3000$



COST is supported by the EU RTD Framework Programme

ESF provides the COST Office through an EC contract





European Cooperation in the field of Scientific and Technical Research

COST **BISTS** **cost**
www.cost.esf.org



Building Integration of Solar Thermal Systems – TU1205 – BISTS

High Mass Solar Heating

- In this type of system, the solar energy is stored in an insulated, compacted sand bed that is usually 1 m deep and is located directly under the building. Collected heat is delivered to and stored in the sand bed using a grid of tubes. The storing of solar heat begins in late summer. When the sand bed becomes warm, and outside temperatures drop, the stored heat will slowly rise up into the building, warming the floors and the whole building, though provisions for air movement.

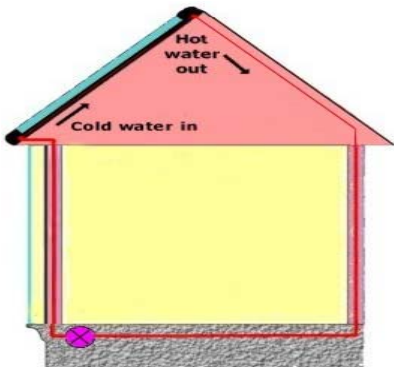
COST is supported by the EU RTD Framework Programme


ESF provides the COST Office through an EC contract


 European Cooperation in the field of Scientific and Technical Research  www.cost.esf.org



Building Integration of Solar Thermal Systems – TU1205 – BISTS

High Mass Solar Heating



 COST is supported by the EU RTD Framework Programme


ESF provides the COST Office through an EC contract 


 European Cooperation in the field of Scientific and Technical Research  www.cost.esf.org

Building Integration of Solar Thermal Systems – TU1205 – BISTS

Active solar space cooling systems

- Night cooling
- Adsorption cooling
- Absorption cooling

 COST is supported by the EU RTD Framework Programme

ESF provides the COST Office through an EC contract 

European Cooperation in the field of Scientific and Technical Research

BISTS **COST** www.cost.esf.org

Building Integration of Solar Thermal Systems – TU1205 – BISTS

Active Solar Cooling Systems

The NightSolar® system

This technology is partly based on nocturnal sky radiation, which can cool a roof by as much as 10° C below ambient temperature on a clear night. The warm night air touches the cooler surface of the system and it cools. The chilled air is then drawn in through perforations in the collector and enters the HVAC unit via an economizer cycle. This cooling reduces the use of conventional air conditioning. During the daytime, the system reduces daytime heat gains normally received through the roof.

© Conserv Engineering Inc. 2013

COST is supported by the EU RTD Framework Programme

ESF provides the COST Office through an EC contract

European Cooperation in the field of Scientific and Technical Research

BISTS **COST** www.cost.esf.org

Building Integration of Solar Thermal Systems – TU1205 – BISTS

Adsorption cooling

Schematic of a solar adsorption system



Adsorption cooling is a group of sorption air conditioners that utilises an agent to adsorb the moisture from the air and then uses the evaporative cooling effect to produce cooling. Solar energy can be used to regenerate the drying agent.

Solid adsorbents: silica gels, zeolites, activated aluminas, carbons and synthetic polymers. Liquid adsorbents: triethylene glycol solutions of lithium chloride and lithium bromide solutions.

Psychrometric diagram of a solar adsorption process

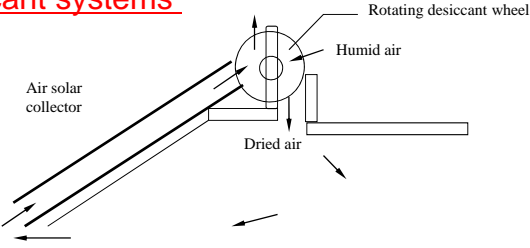
COST is supported by the EU RTD Framework Programme

ESF provides the COST Office through an EC contract



 European Cooperation in the field of Scientific and Technical Research
Building Integration of Solar Thermal Systems – TU1205 – BISTS



Adsorption cooling



Rotary solid desiccant systems



- Most common systems for continuous removal of moisture from the air.
- The desiccant wheel rotates through two separate air streams.
- In the first stream the process air is dehumidified by adsorption, which does not change the physical characteristics of the desiccant.
- In the second stream the reactivation or regeneration air, which is first heated, dries the desiccant



 COST is supported by the EU RTD Framework Programme


 ESF provides the COST Office through an EC contract
 

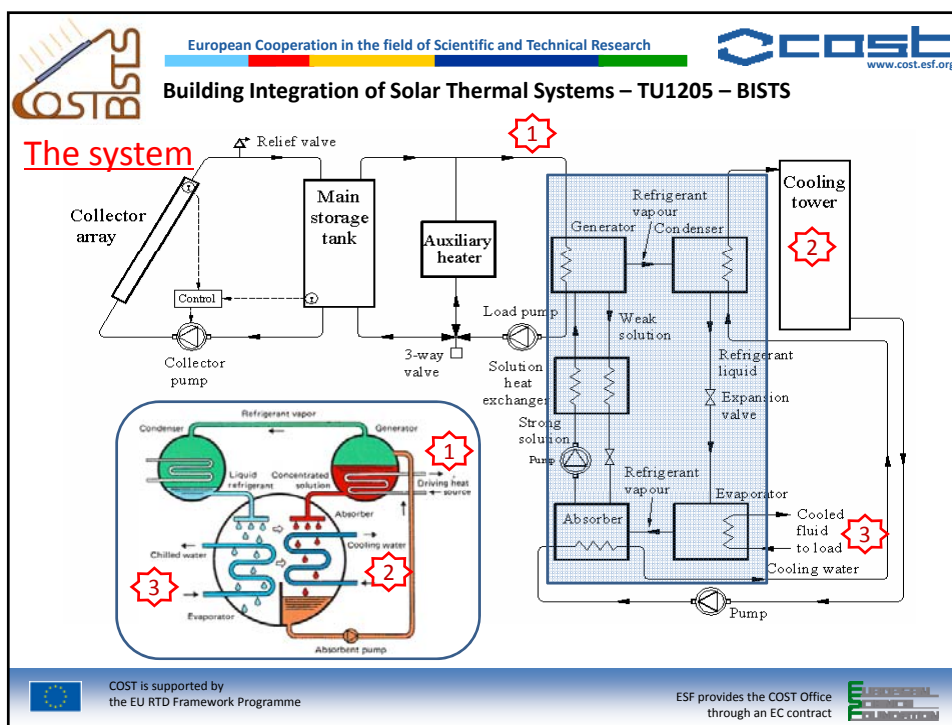
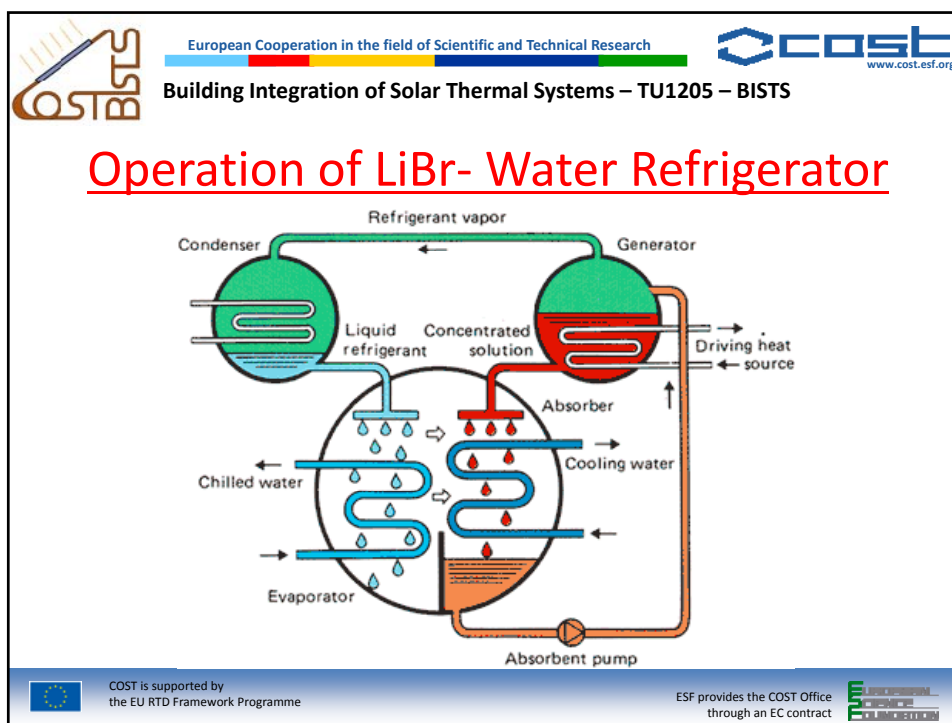

 European Cooperation in the field of Scientific and Technical Research
Building Integration of Solar Thermal Systems – TU1205 – BISTS


Absorption machines

- Absorption machines are thermally activated and for this reason, high input (shaft) power is not required. In this way, where power is unavailable or expensive then gas, geothermal or solar heat can be used. Absorption machines provide reliable and quiet cooling
- In absorption systems an absorbent, on the low-pressure side, absorbs an evaporating refrigerant. The most usual combinations of fluids include lithium bromide-water ($\text{LiBr-H}_2\text{O}$) where **water** vapor is the refrigerant and ammonia-water ($\text{NH}_3\text{-H}_2\text{O}$) systems where **ammonia** is the refrigerant
- Lithium bromide-water chillers are available in two types, the single and the double effect. The single effect absorption chiller is mainly used for building cooling loads, where **chilled water** is required at $6\text{-}7^\circ\text{C}$. Their coefficient of performance (COP) is about 0.7. They *operate with a hot water temperature ranging from about 80°C to 120°C* when water is pressurized, whereas for the double effect much higher temperatures are required.


 COST is supported by the EU RTD Framework Programme

 ESF provides the COST Office through an EC contract
 




 European Cooperation in the field of Scientific and Technical Research

 www.cost.esf.org



Building Integration of Solar Thermal Systems – TU1205 – BISTS

Solar collectors





 COST is supported by the EU RTD Framework Programme


 ESF provides the COST Office through an EC contract




 European Cooperation in the field of Scientific and Technical Research

 www.cost.esf.org



Building Integration of Solar Thermal Systems – TU1205 – BISTS

LiBr Absorption cooler







 COST is supported by the EU RTD Framework Programme


 ESF provides the COST Office through an EC contract





 European Cooperation in the field of Scientific and Technical Research
Building Integration of Solar Thermal Systems – TU1205 – BISTS


Auxiliary system

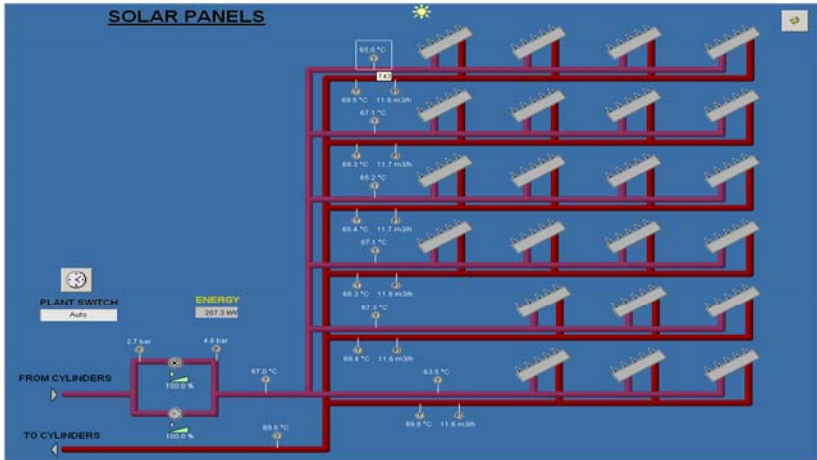





 COST is supported by the EU RTD Framework Programme


ESF provides the COST Office through an EC contract
 

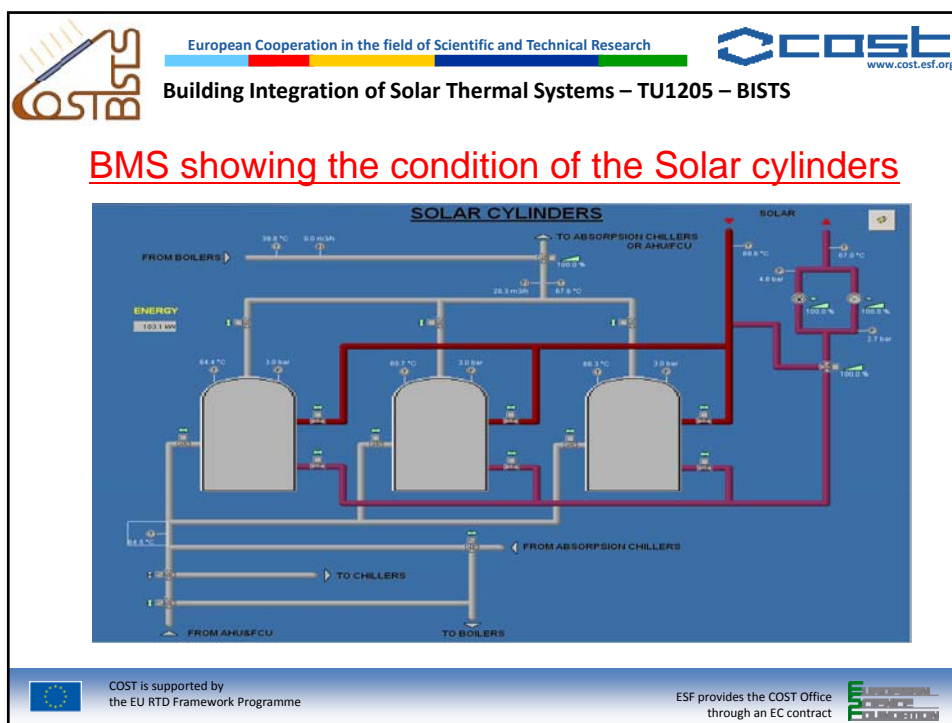

 European Cooperation in the field of Scientific and Technical Research
Building Integration of Solar Thermal Systems – TU1205 – BISTS




BMS showing the condition of the Solar panels






 COST is supported by the EU RTD Framework Programme

ESF provides the COST Office through an EC contract
 




 European Cooperation in the field of Scientific and Technical Research
Building Integration of Solar Thermal Systems – TU1205 – BISTS


Thank you
 for your attention


 COST is supported by the EU RTD Framework Programme
 
 ESF provides the COST Office through an EC contract